

# Guide *to Proper* Tree Care



*City of*

**DEERFIELD  
BEACH**

# Plan before you plant...

## The right **Tree** *in the right* **Place**

Trees in the urban forest enhance the community in many ways. Shade trees reduce air conditioning costs by 15% and reduce heat in parking lots and streets by 5 to 9 degrees. Leaves work as air cleaners, absorbing 26 pounds of CO<sub>2</sub> per tree, per year, and replacing it with oxygen. Trees provide shelter for wildlife, slow runoff and erosion, muffle noise and provide privacy. Trees placed properly add value and beauty to the community. However, placed improperly, trees can become a liability. The mature height and spread of trees need to be considered when selection occurs. Consider the mature canopy height in relation to powerlines. Consider root systems in relation to underground utilities, sidewalks and roadways. Planning ahead can avoid costly mistakes in the future.

**Small Trees and Palms (less than 20' ht. at maturity) may be planted adjacent to powerlines.** Examples: Silver Buttonwood, Orange Geiger, Crape Myrtle, Ligustrum, Wax Myrtle, Pygmy Date Palm, Christmas Palm, and Bottle Palm.

**Medium Trees and Palms (20'-30' ht. at maturity). Trees should be planted 20' min. setback to powerlines. Palms; their palm frond length plus 2 additional feet.** Examples: Clusia, Pigeon Plum, Seagrape, Dahoon Holly, Tabebuia, Bauhinia, Podocarpus, Alexander Palm, Paurotis Palm and Triangle Palm.

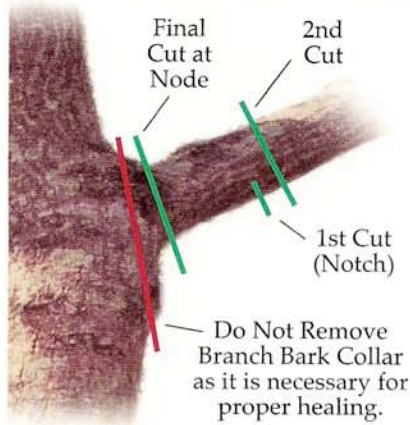


**Large Trees and Palms (35' ht. or greater at maturity). Trees should be planted 30' min. setback from powerlines. Palms; their palm frond length plus 2 additional feet min.** Examples: Gumbo Limbo, Calophyllum, Satinleaf, Green Buttonwood, Royal Poinciana, Queen Crape Myrtle, Oak, Mahogany, Bald Cypress, Black Olive, Bismark Palm, Coconut Palm, Date Palms, Royal Palm, Sabal Palm, Queen Palm, Washingtonia and Macarthur Palm.

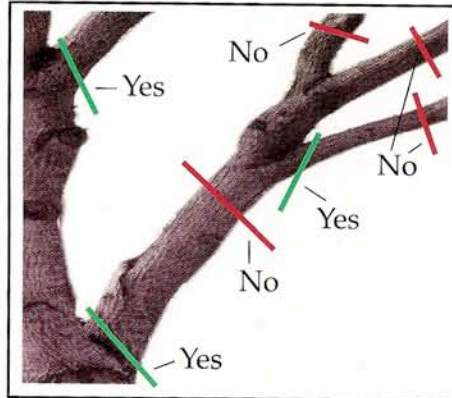
**Avoid these Nuisance Trees:** Acacia, Australian Pine, Ficus, Bishofia, Brazilian Pepper, Melaleuca, Norfolk Island Pine, Rosewood, Silk Tree and Albizzia.

*Always*  
**Consider**  
**Size** *The full Mature*  
**Before Planting!**

# Proper pruning...



## Making Basic Cuts




Remove limbs only at **nodes** where branches attach.

## 6 steps to Good Pruning

1. Remove dead, dying & damaged branches.
2. Prune water sprouts and root suckers.
3. Remove limbs that hang low, turn in cross or rub.
4. Remove co-dominant leaders, establish one leader.
5. Thin by removing excess lateral branches.
6. Reduce canopy with "Drop-crotch cuts" only when necessary for clearance from power lines etc.

*Don't overprune, never remove more than 1/3 of crown in any one pruning.*





# Improper pruning...

## *Avoid* **Over Lifting**

Over lifting and excessive thinning disfigures the tree and causes the tree to become top heavy. It greatly increases the chance of branch breakage.

*Excessive lifting is a violation of City Code and may result in fines.*



## *Never* *or* **Top Hatrack**

Topping or hatracking is when the tree branches are shortened or cut leaving stubs. It completely disfigures the tree and can cause rot and disease. It also promotes rapid new growth of numerous, poorly attached, branch sprouts causing a heavy, dense, crown that can be dangerous.

*Hatracking or Topping is a violation of City Code and may result in fines.*

# Safety should come first!

## *Never* Prune Trees *Near* **Power Lines**

Only qualified individuals should prune trees that are near or touching powerlines. Call your electrical service provider for assistance.



## *Wear proper* **Safety** *equipment*

Individuals performing tree maintenance should be familiar with the practices and hazards of arboriculture and the equipment used in such operations and wear proper eye and other safety equipment as necessary.

## *Hire Only* **Qualified** *Tree Specialists...*

Tree care costs money. However, when you consider that trees can contribute up to 15% of your property value, the expense of proper tree care is one of the best investments you can make.

1. Beware of doorknockers, especially after storms.
2. Make sure the tree care specialist holds a Broward County Tree Trimmer License (Required as of 9/1/2001) or is a Certified Arborist.
3. Ask for certificates of insurance, including proof of liability for personal and property damage, and worker's compensation. Verify that the policy is current.
4. Ask for local references. Don't be rushed into signing bargain agreements. Get at least three estimates. Never pay in advance.

# *City of Deerfield Beach* Tree Preservation Regulations

Purposes: The purposes of this section are to establish rules and regulations governing the protection of trees within the city limits, to encourage the proliferation of trees within the city as well as their replacement, and to preserve the tree canopy of the city by regulating the cutting, trimming and pruning of its trees in recognition of their importance and their meaningful contribution to a healthy, beautiful and safer community. This is a brief summary of the basic requirements of the City's tree preservation regulations and does not reflect the regulations in their entirety.

## **Tree Pruning Standards:**

All work is to be performed in accordance with the specifications set forth in the National Arborist ANSI 300 Standards, published by the Department of Agriculture, a copy of which is on file in the City Landscaper's Office.

## **Tree Abuse is Prohibited:**

Tree abuse shall include: Hatracking a tree; or destroying the natural habit of tree growth; or pruning which leaves stubs or results in a flush cut; or splitting of limb ends; or using climbing spikes nails or hooks; or pruning that does not conform to standards set by the American National Standards Institute (ANSI 300).

## **Tree Removal Permits:**

A person shall not cause, suffer, permit or allow the removal of any tree without first obtaining a permit from the city. The property owner, and/or the person removing a tree without a permit shall be responsible for the violation. Tree removal permits can be obtained in the Building Department at City Hall. Permit fees apply to commercial properties only.

## **Replacement Trees:**

The diameter of the replacement tree shall be equal or greater than the diameter of the abused tree (DBH). More than one tree may be utilized. In the event the site cannot accommodate all required replacement trees, a monetary sum of \$200.00 per every 3" caliper removed shall be paid to the Beautification Tree Trust Fund. This fund is utilized by the city to replenish the tree canopy throughout the City of Deerfield Beach.



*City of*

**DEERFIELD  
BEACH**

## **City of Deerfield Beach / City Landscaper's Office**

210 Goolsby Blvd. / Deerfield Beach, FL 33442-3002 / Phone (954)571-4521

Funding for this project provided by the USDA Forest Service through the Florida Division of Forestry's Urban and Community Forestry Grant Program.



Printed on Recycled Paper